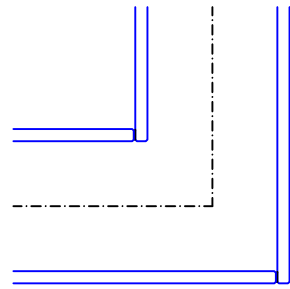
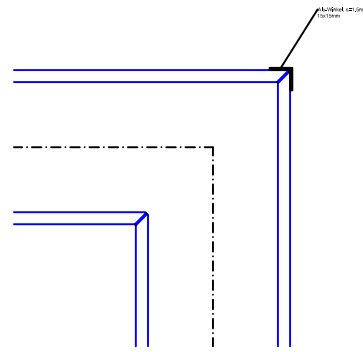


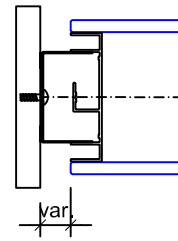
TTS - 90° - Ecke - stumpf
Horizontalschnitt



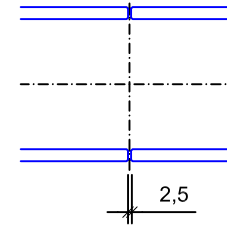
TTS - 90° - Ecke - Gehrung
Horizontalschnitt



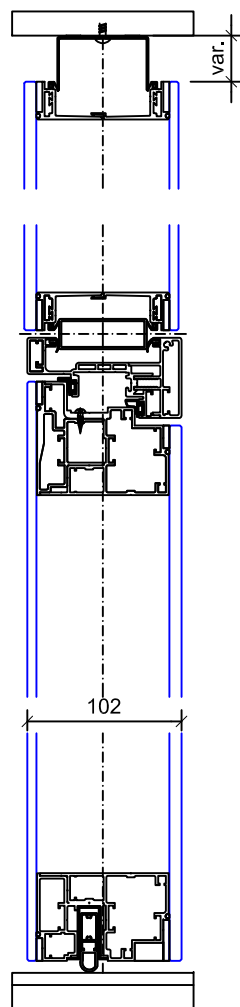
Wandanschluss
Horizontalschnitt



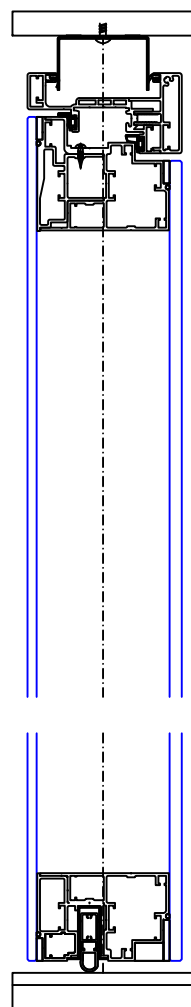
Elementstoss
Horizontalschnitt



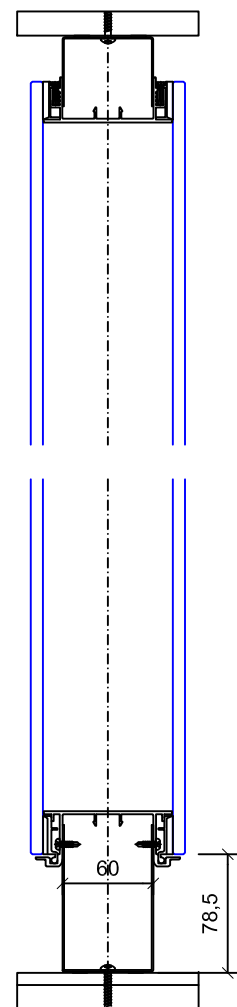
Structural Glazing-Türe (SGT) mit SG Oblicht
Fineline Blockrahmen
Vertikalschnitt



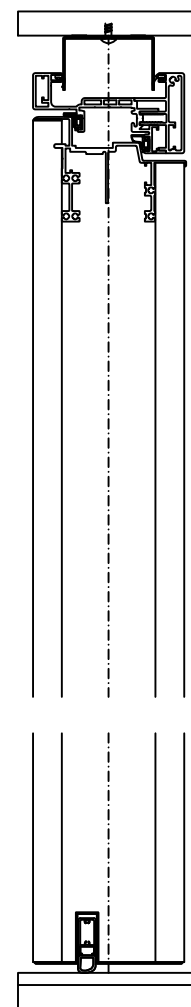
Structural Glazing-Türe (SGT) raumhoch
Fineline Blockrahmen
Vertikalschnitt



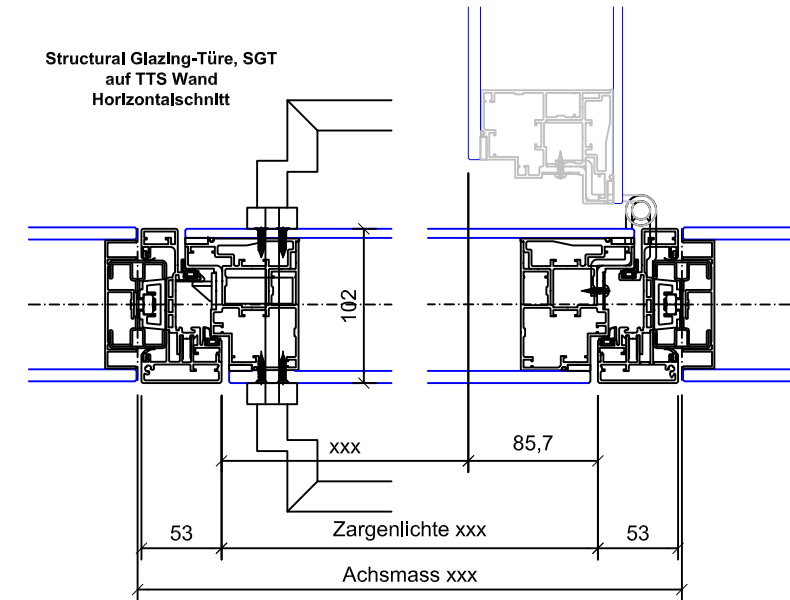
Glaswand TTS
raumhoch
Vertikalschnitt



Volltüre 100 (VT100) raumhoch
Fineline Blockrahmen
Vertikalschnitt



Structural Glazing-Türe, SGT
auf TTS Wand
Horizontalschnitt



Volltüre, VT 100
auf TTS-Wand
Horizontalschnitt 1:2

